

# DOOGAR & ASSOCIATES

Chartered Accountants

## Independent Auditor's Report

To the Members of Jagdamba Contractors and Builders Limited

### Report on the Financial Statements

We have audited the accompanying financial statements **Jagdamba Contractors and Builders Limited** ("the Company"), which comprise the Balance Sheet as at 31st March 2016, the Statement of Profit and Loss, the Cash Flow Statement for the year then ended, and a summary of the significant accounting policies and other explanatory information.

### Management's Responsibility for the Financial Statements

The Company's Board of Directors is responsible for the matters stated in Section 134 (5) of the Companies Act, 2013 ("the Act") with respect to the preparation and presentation of these financial statements that give a true and fair view of the financial position, financial performance and cash flows of the Company in accordance with the accounting principles generally accepted in India, including the Accounting Standards specified under Section 133 of the Act, read with Rule 7 of the Companies (Accounts) Rules, 2014. This responsibility also includes maintenance of adequate accounting records in accordance with the provisions of the Act for safeguarding the assets of the Company and for preventing and detecting frauds and other irregularities, selection and application of appropriate accounting policies, making judgments and estimates that are reasonable and prudent; and design, implementation and maintenance of adequate internal financial controls, that were operating effectively for ensuring the accuracy and completeness of the accounting records, relevant to the preparation and presentation of the financial statements that give a true and fair view and are free from material misstatement, whether due to fraud or error.

### Auditor's Responsibility


Our responsibility is to express an opinion on these financial statements based on our audit.

We have taken into account the provisions of the Act, the accounting and auditing standards and matters which are required to be included in the audit report under the provisions of the Act and the Rules made thereunder.

We conducted our audit in accordance with the Standards on Auditing specified under Section 143(10) of the Act. Those Standards require that we comply with ethical requirements and plan and perform the audit to obtain reasonable assurance about whether the financial statements are free from material misstatement.

An audit involves performing procedures to obtain audit evidence about the amounts and the disclosures in the financial statements. The procedures selected depend on the auditor's judgment, including the assessment of the risks of material misstatement of the financial statements, whether due to fraud or error. In making those risk assessments, the auditor considers internal financial control relevant to the Company's preparation of the financial statements that give a true and fair view in order to design audit procedures that are appropriate in the circumstances. An audit also includes evaluating the appropriateness of the accounting policies used and the reasonableness of the accounting estimates made by the Company's Directors, as well as evaluating the overall presentation of the financial statements.

We believe that the audit evidence we have obtained is sufficient and appropriate to provide a basis for our audit opinion on the financial statements.



## Opinion

In our opinion and to the best of our information and according to the explanations given to us, the aforesaid financial statements give the information required by the Act in the manner so required and give a true and fair view in conformity with the accounting principles generally accepted in India, of the state of affairs of the Company as at 31<sup>st</sup> March 2016, and its profit and its cash flows for the year ended on that date.

## Report on Other Legal and Regulatory Requirements

1. As required by the Companies (Auditor's Report) Order, 2016 ("the Order"), issued by the Central Government of India in terms of sub-section (11) of Section 143 of the Act, we give in the "Annexure I", a statement on the matters specified in paragraphs 3 and 4 of the Order, to the extent applicable.
2. As required by Section 143 (3) of the Act, we report that:
  - (a) We have sought and obtained all the information and explanations which to the best of our knowledge and belief were necessary for the purposes of our audit.
  - (b) In our opinion, proper books of account as required by law have been kept by the Company so far as it appears from our examination of those books.
  - (c) The Balance Sheet, the Statement of Profit and Loss, and the Cash Flow Statement dealt with by this Report are in agreement with the books of account.
  - (d) In our opinion, the aforesaid financial statements comply with the Accounting Standards specified under Section 133 of the Act, read with Rule 7 of the Companies (Accounts) Rules, 2014.
  - (e) On the basis of the written representations received from the directors as on 31 March 2016 taken on record by the Board of Directors, none of the directors is disqualified as on 31 March 2016 from being appointed as a director in terms of Section 164 (2) of the Act.
  - (f) With respect to the adequacy of the internal financial controls over financial reporting of the Company and the operating effectiveness of such controls, refer to our separate Report in "Annexure II" and
  - (g) With respect to the other matters to be included in the Auditor's Report in accordance with Rule 11 of the Companies (Audit and Auditors) Rules, 2014, in our opinion and to the best of our information and according to the explanations given to us:
    - i. The Company has disclosed the impact of pending litigations on its financial position in its financial statements — Refer Note No. 26 to the financial statements.
    - ii. The Company has made provision, as required under the applicable law or accounting standards, for material foreseeable losses, if any, on long-term contracts.
    - iii. There were no amounts which were required to be transferred to the Investor Education and Protection Fund by the Company.

### For Doogar & Associates

Chartered Accountants


Firm's Registration No: 0005603



Vikas Modi

Partner

Membership No: 505603



Place: New Delhi


Date: 23 MAY 2016

## Annexure I to Independent Auditor's Report (Referred to in our report of even date)

- i. (a) The Company has maintained proper records showing full particulars, including quantitative details and situation of the fixed assets.
- (b) The fixed assets have been physically verified by the management at the reasonable intervals, which in our opinion, is considered reasonable having regard to the size of the company and the nature of its assets. No material discrepancies were noticed on such verification.
- (c) In our opinion and according to information and explanations given to us , the Company does not hold any immovable property .
- ii. The inventory includes building materials and consumables, and construction work in progress. Physical verification of inventory has been conducted at reasonable intervals by the management and discrepancies noticed which were not material in nature have been properly dealt with in the books of accounts.
- iii. The Company has not granted any loans, secured or unsecured, to companies, firms, limited liability partnerships or other parties covered in the register maintained under Section 189 of the Act.
- iv. In our opinion and according to information and explanations given to us, the Company has complied with provisions of Section 185 and 186 of the Act in respect of loans, investments, guarantees, and security.
- v. The Company has not accepted any deposits from the public.
- vi. We have broadly reviewed the books of accounts maintained by the Company pursuant to the Rules made by the Central Government for the maintenance of Cost Records under section 148 of the Act, and are of opinion that prima facie, the prescribed accounts and records have been made and maintained, however, we have not made the detailed examination of such cost records.
- vii.(a) According to the information and explanations given to us and on the basis of our examination of the records of the Company, provident fund, employees' state insurance, income tax, sales tax, service tax, value added tax, duty of customs, duty of excise, cess and other applicable material undisputed statutory dues have generally been deposited regularly during the year with the appropriate authorities with *delays in certain cases* and there are no arrears of outstanding statutory dues as at the last day of the financial year concerned, for a period of more than six months from the date they became payable.
- (b) According to the information and explanations given to us, there are no dues of income tax, sales tax, service tax, duty of customs, duty of excise, value added tax, or other applicable material statutory dues which have not been deposited as on March 31, 2016 on account of any dispute except the followings :-

Name of Statutes	Nature of Dues	Financial Year to which the matter pertains	Forum where dispute is pending	Amount Outstanding (Rs. in mio)
Haryana Value Added Tax Act, 2003	Sales Tax	2011-12	Joint Excise & Taxation Commissioner (Appeal), / Excise and Taxation Commissioner , Haryana	0.49

- viii. In our opinion and according to the information and explanations given to us, the Company has not defaulted in repayment of dues to banks and financial institutions. The Company did not issue any debentures as at the balance sheet date .
- ix. According to the information and explanations given to us, the term loans were generally applied for the purpose for which those are raised. The Company has not raised money by way of initial public offer or further public offer (including debt instruments) during the year.



- x. According to the information and explanations given to us, no material fraud by the Company or on the Company by its officers or employees has been noticed or reported during the course of our audit.
- xi. According to the information and explanations given to us , no managerial remuneration has been paid or provided during the year .
- xii. According to the information and explanations given to us, the Company is not a Nidhi Company as prescribed under Section 406 of the Act. Accordingly, paragraph 3(xii) of the Order is not applicable to the Company.
- xiii. According to the information and explanations given to us, all transactions with the related parties are in compliance with Section 177 and 188 of Act, where applicable and the details have been disclosed in the Financial Statements as required by the applicable accounting standards.
- xiv. According to the information and explanations given to us and based on our examination of the records of the Company, the Company has not made any preferential allotment or private placement of shares or fully or partly convertible debentures during the year.
- xv. According to the information and explanations given to us and based on our examination of the records of the Company, the Company has not entered into non-cash transactions with directors or persons connected with him. Accordingly, paragraph 3(xv) of the Order is not applicable.
- xvi. According to information and explanations given to us, the Company is not required to be registered under Section 45 IA of the Reserve Bank of India Act, 1934.

**For Doogar & Associates**

Chartered Accountants


Firm's Registration No: 000561A5



**Vikas Modi**

Partner

Membership No: 505603



Place: New Delhi

Date: 23 MAY 2016

**Annexure II to Independent Auditors' Report — 31 March 2016 (Referred to in our report of even date)**

**Report on the Internal Financial Controls under Clause (i) of Sub-section 3 of Section 143 of the Companies Act, 2013 ("the Act")**

We have audited the internal financial controls over financial reporting of **Jagdamba Contractors and Builders Limited** ("the Company") as at 31st March 2016 in conjunction with our audit of the Financial Statements of the Company for the year ended on that date.

**Management's Responsibility for Internal Financial Controls**

The Company's management is responsible for establishing and maintaining internal financial controls based on the internal control over financial reporting criteria established by the Company considering the essential components of internal control stated in the Guidance Note on Audit of Internal Financial Controls over Financial Reporting issued by the Institute of Chartered Accountants of India ("ICAI"). These responsibilities include the design, implementation and maintenance of adequate internal financial controls that were operating effectively for ensuring the orderly and efficient conduct of its business, including adherence to company's policies, the safeguarding of its assets, the prevention and detection of frauds and errors, the accuracy and completeness of the accounting records, and the timely preparation of reliable financial information, as required under the Act.

**Auditors' Responsibility**

Our responsibility is to express an opinion on the Company's internal financial controls over financial reporting based on our audit. We conducted our audit in accordance with the Guidance Note on Audit of Internal Financial Controls Over Financial Reporting (the "Guidance Note") and the Standards on Auditing, issued by ICAI and deemed to be prescribed under Section 143(10) of the Act, to the extent applicable to an audit of internal financial controls, both applicable to an audit of Internal Financial Controls and, both issued by the Institute of Chartered Accountants of India. Those Standards and the Guidance Note require that we comply with ethical requirements and plan and perform the audit to obtain reasonable assurance about whether adequate internal financial controls over financial reporting was established and maintained and if such controls operated effectively in all material respects.

Our audit involves performing procedures to obtain audit evidence about the adequacy of the internal financial controls system over financial reporting and their operating effectiveness. Our audit of internal financial controls over financial reporting included obtaining an understanding of internal financial controls over financial reporting, assessing the risk that a material weakness exists, and testing and evaluating the design and operating effectiveness of internal control based on the assessed risk. The procedures selected depend on the auditor's judgement, including the assessment of the risks of material misstatement of the financial statements, whether due to fraud or error.

We believe that the audit evidence we have obtained is sufficient and appropriate to provide a basis for our audit opinion on the Company's internal financial controls system over financial reporting.

**Meaning of Internal Financial Controls Over Financial Reporting**

A Company's internal financial control over financial reporting is a process designed to provide reasonable assurance regarding the reliability of financial reporting and the preparation of financial statements for external purposes in accordance with generally accepted accounting principles. A Company's internal financial control over financial reporting includes those policies and procedures that:

- (a) Pertain to the maintenance of records that, in reasonable detail, accurately and fairly reflect the transactions and dispositions of the assets of the company;
- (b) Provide reasonable assurance that transactions are recorded as necessary to permit preparation of financial statements in accordance with generally accepted accounting principles, and that receipts and expenditures of the Company are being made only in accordance with authorisations of management and directors of the company; and
- (c) Provide reasonable assurance regarding prevention or timely detection of unauthorised acquisition, use, or disposition of the company's assets that could have a material effect on the financial statements.




## Inherent Limitations of Internal Financial Controls Over Financial Reporting


Because of the inherent limitations of internal financial controls over financial reporting, including the possibility of collusion or improper management override of controls, material misstatements due to error or fraud may occur and not be detected. Also, projections of any evaluation of the internal financial controls over financial reporting to future periods are subject to the risk that the internal financial control over financial reporting may become inadequate because of changes in conditions, or that the degree of compliance with the policies or procedures may deteriorate.

### Opinion

In expressing our opinion, we have placed reliance on the study of proper Internal Financial Controls over Financial Reporting by the In-house Internal Audit Team of its Holding Company. Based on the study, as aforesaid and on the basis of test checks performed by us, in our opinion, the Company has, in all material respects, an adequate internal financial controls system over financial reporting but requires more strengthening and such internal financial controls over financial reporting were operating effectively as at 31<sup>st</sup> March 2016 as stated in the Guidance Note on Audit of Internal Financial Controls Over Financial Reporting issued by the Institute of Chartered Accountants of India.

For Doogar & Associates  
Chartered Accountants  
Firm's Registration No. 000561N

  
Vikas Modi  
Partner  
M.No: 505603



Place: New Delhi  
Date: 23 MAY 2016

**Balance Sheet as at 31st March, 2016**

(Amount in Rupees)

Particulars	Note No.	As at March 31, 2016	As at March 31, 2015
<b>EQUITY AND LIABILITIES</b>			
<b>Shareholders' funds</b>			
Share capital	1	50,000,000.00	50,000,000.00
Reserves & surplus	2	102,093,449.09	92,470,912.29
		152,093,449.09	142,470,912.29
<b>Non-current liabilities</b>			
Long term borrowings	3	22,290,983.10	3,495,601.30
Long term provisions	4	22,692,166.00	24,081,360.00
		44,983,149.10	27,576,961.30
<b>Current liabilities</b>			
Short term borrowings	5	497,792,799.13	674,901,123.13
Trade payables			
a. total outstanding dues of micro enterprises and small enterprises	6	219,846,312.72	372,111,319.59
b. total outstanding dues of creditors other than micro enterprises and small enterprises	6	990,238,651.62	606,980,914.11
Other current liabilities	7	137,769,911.47	94,427,539.17
Short term provisions	4	640,330.00	658,682.00
		1,846,288,004.94	1,749,079,578.00
<b>TOTAL</b>		<b>2,043,364,603.13</b>	<b>1,919,127,451.59</b>
<b>ASSETS</b>			
<b>Non- Current assets</b>			
Fixed Assets			
-Tangible assets			
	8	165,494,419.56	111,502,288.08
Deferred tax assets (net)	9	27,493,626.00	21,794,489.42
Long term loans and advances	10	153,143,698.18	113,100,627.74
Other non current assets	11	827,829.00	-
		346,959,572.74	246,397,405.24
<b>Current Assets</b>			
Inventories	12	879,368,084.14	769,542,819.72
Trade receivables	13	467,546,063.52	571,672,999.21
Cash and bank balances	14	78,300,286.83	104,172,542.62
Short term loans and advances	10	271,190,595.90	227,339,166.39
Other current assets	11	-	2,518.41
		1,696,405,030.39	1,672,730,046.35
<b>TOTAL</b>		<b>2,043,364,603.13</b>	<b>1,919,127,451.59</b>
Significant accounting policies	A		
Notes on financial statements	1-33		

The notes referred to above form an integral part of the financial statements.

As per our audit report of even date attached

For and on behalf of  
**Doogar & Associates**

Chartered Accountants

Regn. No. 005603

New Delhi

**Vikas Mohan**  
 (Partner)  
 M.No. 505603

For and on behalf of the Board of Directors

**Vinit Goyal**  
 (Director)  
 DIN: 03575020

**Pardeep Kumar Singhal**  
 (Director)  
 DIN: 00117535

**Arun Kumar**  
 (Company Secretary)

**Raj Kumar Sharma**  
 (Chief Finance Officer)

**Indu Bala**  
 (Chief Executive Officer)

Place : New Delhi

Date : 23 MAY 2016

**Statement of Profit and Loss for the year ended March 31, 2016**

(Amount in Rupees)

Particulars	Note No.	Year ended March 31, 2016	Year ended March 31, 2015
<b>Revenue</b>			
Revenue from operations	15	4,771,403,143.16	3,817,605,512.47
Other income	16	6,019,821.02	15,630,343.66
<b>Total Revenue</b>		<b>4,777,422,964.18</b>	<b>3,833,235,856.13</b>
<b>Expenses</b>			
Cost of material consumed, construction & other project related cost	17	4,834,624,089.40	3,647,033,471.60
Change in inventories of construction work in progress	18	(209,182,631.83)	34,557,033.31
Employee benefit expenses	19	8,181,293.00	14,784,966.00
Finance cost	20	109,981,106.02	115,119,193.25
Depreciation and amortization expenses	8	6,226,619.13	2,608,585.88
Other expenses	21	6,631,728.22	2,222,975.71
<b>Total Expenses</b>		<b>4,756,462,203.94</b>	<b>3,816,326,225.75</b>
<b>Profit before tax</b>		<b>20,960,760.24</b>	<b>16,909,630.38</b>
Tax expense			
-Current		18,031,000.00	18,854,000.00
-Tax adjustment of earlier years		(993,639.98)	247.00
-Deferred tax charge/ (credit)		(5,699,136.58)	(8,272,815.00)
		<b>11,338,223.44</b>	<b>10,581,432.00</b>
<b>Profit for the year</b>		<b>9,622,536.80</b>	<b>6,328,198.38</b>
Earnings per share equity share- Basic & diluted (in Rupees) (Face value of Rs 10 each)	29	<b>1.92</b>	<b>2.50</b>
Significant accounting policies	A		
Notes on financial statements	1-33		

The notes referred to above form an integral part of the financial statements.

As per our audit report of even date attached


For and on behalf of  
**Doogar & Associates**

Chartered Accountants  
 Regn. No. 000561/N

New Delhi

**Vikas Modi**  
 (Partner)  
 M.No. 505603

For and on behalf of the Board of Directors



**Vinit Goyal**  
 (Director)  
 DIN: 03575020




**Pardeep Kumar Singhal**  
 (Director)  
 DIN: 00117535



**Arun Kumar**  
 (Company Secretary)



**Raj Kumar Sharma**  
 (Chief Finance Officer)



**Indu Bala**  
 (Chief Executive Officer)

Place : New Delhi

Date : 23 MAY 2016



**Cash Flow Statement for the year ended March 31, 2016**

(Amount in Rupees)

Particulars	As at March 31, 2016	As at March 31, 2015
<b>A) Cash flow from operating activities</b>		
<b>Profit for the year before tax</b>	<b>20,960,760.24</b>	<b>16,909,630.38</b>
Adjustments for :		
Depreciation & amortization	46,889,746.97	42,683,624.11
Loss on sale/discard of fixed assets	724,554.53	149,992.64
Bad debts and advances written off	-	57,819.43
Interest and finance charges	164,697,971.86	157,461,459.29
Interest received	(65,351.59)	(5,027,069.41)
Liability no longer required written off (net)	(4,635,233.95)	(8,890,729.46)
<b>Operating profit before working capital changes</b>	<b>228,572,448.06</b>	<b>203,344,726.98</b>
<b>Adjustments for Working Capital</b>		
Inventory	(109,825,264.42)	7,887,659.62
Trade receivables	104,126,935.69	(184,123,219.94)
Loans and advances	(45,654,723.95)	(32,000,900.75)
Trade payable & other liabilities	248,801,156.38	(39,659,188.63)
	<b>197,448,103.70</b>	<b>(247,895,649.70)</b>
<b>Cash generated from/(used in) operating activities</b>	<b>426,020,551.76</b>	<b>(44,550,922.72)</b>
Direct tax (paid)/refund	55,277,136.02	(31,452,915.00)
<b>Net cash (used in)/generated from operating activities</b>	<b>370,743,415.74</b>	<b>(13,098,007.72)</b>
<b>B) Cash flow from investing activities</b>		
Fixed assets purchased	(103,088,299.78)	(24,589,710.44)
Sale of fixed assets	1,481,866.80	-
Movement in bank deposit (net)	(61,060.00)	(55,746.00)
Interest received	67,870.00	5,024,551.00
<b>Net cash (used in)/generated from investing activities</b>	<b>(101,599,622.98)</b>	<b>(19,620,905.44)</b>
<b>C) Cash flow from financing activities</b>		
Proceeds from borrowings (net)	(146,049,595.20)	201,322,088.80
Interest and finance charges paid	(148,199,684.35)	(143,778,787.80)
Proceeds from issue of shares	-	49,500,000.00
<b>Net cash (used in)/generated from financing activities</b>	<b>(294,249,279.55)</b>	<b>107,043,301.00</b>
Net (decrease) / increase in cash and cash equivalents (A+B+C)	<b>(25,105,486.79)</b>	<b>74,324,387.84</b>
<b>Opening balance of cash and cash equivalents</b>	<b>103,405,773.62</b>	<b>29,081,385.78</b>
<b>Closing balance of cash and cash equivalents</b>	<b>78,300,286.83</b>	<b>103,405,773.62</b>

Note: 1 The above cash flow statement has been prepared under the 'Indirect Method' as set out in the Accounting Standard 3 'Cash Flow Statements'.

Note: 2 Depreciation includes amount charged to cost of material consumed, construction & other related project cost.

As per our report of even date attached

For and on behalf of

**Doogar & Associates**

Chartered Accountants

Regn. No. 000561

New Delhi

Vikas Modi

(Partner)

M.No. 505603

Chartered Accountants

New Delhi

Place : New Delhi

Date : 23 MAY 2016

For and on behalf of the Board of Directors

*Vinit Goyal*

**Vinit Goyal**  
(Director)

DIN: 0357502C

*Pardeep Kumar Singhal*

**Pardeep Kumar Singhal**  
(Director)

DIN: 00117535

*Arun Kumar*

**Arun Kumar**  
(Company Secretary)

*Raj Kumar Sharma*

**Raj Kumar Sharma**  
(Chief Finance Officer)

*Indu-Bala*

**Indu-Bala**  
(Chief Executive Officer)

**Notes to the financial Statements for the year ended March 31, 2016**

**A. Significant accounting policies**

**a. Basis of preparation of financial statements**

The financial statements are prepared under historical cost convention in accordance with the Accounting Principles Generally Accepted in India ('Indian GAAP') and the provisions of Companies Act 2013 read with Rule 7 of Companies (Accounts) Rules, 2014 to the extent applicable.

**b. Use of estimates**

The preparation of financial statements in conformity with the Generally Accepted Accounting Principles requires management to make estimates and assumptions that affect the reported amounts of assets and liabilities and the disclosure of contingent liabilities on the date of the financial statements. Actual results could differ from those estimates. Any revision to accounting estimates is recognized prospectively in current and future periods.

**c. Fixed assets**

Fixed assets are stated at historical cost less accumulated depreciation. Cost includes purchase price and all other attributable cost to bring the assets to its working condition for the intended use.

**d. Depreciation**

Depreciation on fixed assets is provided on written down value method based on the useful life of the asset as specified in schedule II to the Companies Act, 2013. The management estimates the useful life of the assets as prescribed in schedule II to the Companies Act, 2013 except in the case of steel shuttering and scaffolding material, whose life is estimated as five years.

**e. Borrowing Costs**

Borrowing cost that directly attributable to the acquisition or construction of a qualifying assets are considered as part of the cost of the assets/project. All other borrowing cost are treated as period cost and charged to the statement of profit and loss in the year in which incurred.

**f. Impairment of assets**

The Company assesses at each balance sheet date whether there is any indication that any assets may be impaired. If any such indication exists, the Company estimates the recoverable amount of the assets. If such recoverable amount of the assets or the recoverable amount of the cash-generating unit to which the assets belongs is less than the carrying amount, the carrying amount is reduced to its recoverable amount. The reduction is treated as an impairment loss and is recognized in the statement of profit and loss.

**g. Inventories**

**i. Raw Material**

Building material and consumable stores are valued at cost, which is determined on the basis of the 'First in First out' method.

**ii. Construction Work in progress**

Construction work in progress is valued at cost. Cost includes cost of material, services, borrowing cost and other related overheads related to project under construction.

**h. Revenue recognition**

**i. Income from construction contracts**

Revenue from construction contracts is recognized on the 'Percentage of Completion method' of accounting.

Income from construction contracts is recognized by reference to the stage of completion of the contract activity as certified by the client.

Revenue on account of contract variations, claims and incentives are recognized upon determination or settlement of the contract.

**ii. Income from trading sales**

Revenue from trading activities is accounted for on accrual basis.

**i. Amortization of Miscellaneous Expenses**

Preliminary expenses are charged to revenue in the year in which they are incurred.

**j. Accounting for taxes on income**

**i.** Provision for current tax is made, based on the tax payable under the Income Tax Act, 1961.

**ii.** Deferred tax on timing differences between taxable and accounting income is accounted for, using the tax rates and the tax laws enacted or substantially enacted as on the balance sheet date. Deferred tax Assets are recognized only when there is a reasonable certainty of their realization wherever there are unabsorbed depreciation or carried forward losses under Tax laws, Deferred Tax assets are recognized only to the extent that there is virtual certainty of their realization.

**k. Retirement benefits**

**i.** Contributions payable by the company to the concerned government authorities in respect of provident fund, family pension fund and employee state insurance are charged to statement of profit and loss.

**ii.** Provision for gratuity is made based on the actuarial valuation in accordance with Revised AS-15.

**iii.** Provision for leave encashment in respect of unavailed leave standing to the credit of employees is made on actuarial basis in accordance with revised AS-15.

**l. Provisions, contingent liabilities and contingent assets**

A provision is recognized when:

- The Company has a present obligation as a result of a past event;
- It is probable that an outflow of resources embodying economic benefits will be required to settle the obligation; and
- A reliable estimate can be made of the amount of the obligation.


A disclosure for a contingent liability is made when there is a possible obligation or a present obligation that may, but probably will not, require an outflow of resources. Where there is a possible obligation or a present obligation that the likelihood of outflow of resources is remote, no provision or disclosure is made.

**m. Operating lease**

Lease arrangements where the risk and rewards incident to ownership of an assets substantially vest with the lessor are recognized as operating lease. Lease rent under operating lease are charged to statement of profit and loss on a straight line basis over the lease term.

**n. Earnings per share**

Basic earnings per share are calculated by dividing the net profit or loss for the year attributable to equity shareholders by the weighted average number of equity shares outstanding during the year. For the purpose of calculating diluted earnings per share the net profit or loss for the year attributable to equity shareholders and the weighted average number of shares outstanding during the period are adjusted for the effects of all dilutive potential equity shares.



*[Handwritten signature]*

*[Handwritten signature]*

*[Handwritten signature]*

*[Handwritten signature]*

Notes to the Projected financial Statements

1. SHARE CAPITAL

(Amount in Rupees)

Particulars	As at March 31, 2016		As at March 31, 2015	
	Number of shares	Amount in rupees	Number of shares	Amount in rupees
<b>Authorised</b>				
5,000,000 (5,000,000) Equity Shares of Rs.10 each		50,000,000.00		50,000,000.00
		<b>50,000,000.00</b>		<b>50,000,000.00</b>
<b>Issued, Subscribed &amp; Paid up</b>				
5,000,000 (5,000,000) Equity Shares of Rs.10 each fully paid up		50,000,000.00		50,000,000.00
<b>Total</b>		<b>50,000,000.00</b>		<b>50,000,000.00</b>

(Figures in bracket represent those of previous year)

1.1 Reconciliation of number of shares outstanding at the beginning and at the end of the year

Particulars	As at March 31, 2016		As at March 31, 2015	
	Number of shares	Amount in rupees	Number of shares	Amount in rupees
<b>Equity Shares of Rs 10 each fully paid</b>				
Shares outstanding at the beginning of the year	5,000,000	50,000,000.00	50,000	500,000.00
Shares Issued during the year	-	-	4,950,000	49,500,000.00
Shares bought back during the year	-	-	-	-
Shares outstanding at the end of the year	5,000,000	50,000,000.00	5,000,000	50,000,000.00

1.2 Terms / rights attached to equity shares

The Company has only one class of equity shares having a par value of Rs 10/- per share . Each holder of equity shares is entitled to one vote per share. The Company declares and pay dividends in Indian rupees. The dividend proposed by the Board of Directors is subject to the approval of the shareholders in the ensuing Annual General Meeting. In the event of liquidation of the company , the holders of equity shares will be entitled to receive remaining assets of the Company, after distribution of all preferential amounts. The distribution will be in proportion to the number of equity shares held by the share holders.

1.3 Shares held by holding / Ultimate holding company and / or their subsidiaries and associates

(Amount in Rupees)

Particulars	As at March 31, 2016		As at March 31, 2015	
	Number	Amount	Number	Amount
<b>Holding Company</b>				
Omaxe Limited	5,000,000	50,000,000.00	5,000,000	50,000,000.00
	<b>5,000,000</b>	<b>50,000,000.00</b>	<b>5,000,000</b>	<b>50,000,000.00</b>

1.4 Detail of shareholders holding more than 5% shares in the company

Particulars	As at March 31, 2016		As at March 31, 2015	
	No of Shares held	% of Holding	No of Shares held	% of Holding
Omaxe Limited	5,000,000	100%	5,000,000	100%

The aforesaid disclosure is based upon the percentage computed as at the balance sheet date. As per records of the company , including its register of shareholders / members and other declarations received from the shareholders regarding beneficial interest , the above shareholding represents both legal and beneficial ownerships of shares.

1.5 The company has not reserved any shares for issue under options and contracts / commitments for the sale of shares / disinvestment.

1.6 The company has not allotted any fully paid up shares pursuant to contract(s) without payment being received in cash. The company has neither allotted any fully paid up shares by way of bonus shares nor has bought back any class of shares during the period of five years immediately preceding the balance sheet date.

2. RESERVES & SURPLUS


(Amount in Rupees)

Particulars	As at March 31, 2016		As at March 31, 2015	
	Number of shares	Amount in rupees	Number of shares	Amount in rupees
<b>Surplus as per Statement of Profit &amp; Loss</b>				
Balance at the beginning of the year		92,470,912.29		86,143,160.17
Less: Adjustment of depreciation on account of adoption of schedule II of Companies Act 2013		-		446.26
Add: Net profit for the current year		9,622,536.80		6,328,198.38
Balance at the end of the year		<b>102,093,449.09</b>		<b>92,470,912.29</b>

3. LONG TERM BORROWINGS

(Amount in Rupees)

Particulars	As at March 31, 2016		As at March 31, 2015	
	Non Current	Current	Non Current	Current
<b>Secured</b>				
Equipment loan	22,290,983.10	15,702,723.20	3,495,601.30	3,439,376.20
	<b>22,290,983.10</b>	<b>15,702,723.20</b>	<b>3,495,601.30</b>	<b>3,439,376.20</b>
Less: Amount disclosed under the head " Other Current Liabilities" (refer note no 7)		15,702,723.20		3,439,376.20
	<b>22,290,983.10</b>	-	<b>3,495,601.30</b>	-



*[Handwritten signature]*

*[Handwritten signature]*

*[Handwritten signature]*

*[Handwritten signature]*

3.1 The year wise repayment schedule of long term borrowings are as under:

(Amount in Rupees)

Particulars	Outstanding as at March 31, 2016	year wise repayment schedule		
		Within 1 year	1 -2 year	2 - 3 year
<b>Long term borrowings Secured</b>				
Equipment loans	37,993,706.30	15,702,723.20	14,964,220.80	7,326,762.30
	<b>37,993,706.30</b>	<b>15,702,723.20</b>	<b>14,964,220.80</b>	<b>7,326,762.30</b>

3.2 Nature of securities of long term borrowings are as under:

(Amount in Rupees)

Particulars	Amount outstanding		Current maturities	
	As at March 31, 2016	As at March 31, 2015	As at March 31, 2016	As at March 31, 2015
Equipment loans are secured by hypothecation of the equipments purchased there against.	37,993,706.30	6,934,977.50	15,702,723.20	3,439,376.20
	<b>37,993,706.30</b>	<b>6,934,977.50</b>	<b>15,702,723.20</b>	<b>3,439,376.20</b>

4. PROVISIONS

(Amount in Rupees)

Particulars	As at March 31, 2016		As at March 31, 2015	
	Non-current	Current	Non-current	Current
<b>Provision for employees benefits</b>				
Leave encashment	8,902,293.00	262,266.00	11,512,810.00	348,276.00
Gratuity	13,789,873.00	378,064.00	12,568,550.00	310,406.00
	<b>22,692,166.00</b>	<b>640,330.00</b>	<b>24,081,360.00</b>	<b>658,682.00</b>

5. SHORT TERM BORROWINGS

(Amount in Rupees)

Particulars	As at March 31, 2016	As at March 31, 2015
<b>Unsecured</b>		
- Inter corporate Loan from holding company (repayable on demand)	497,792,799.13	674,901,123.13
	<b>497,792,799.13</b>	<b>674,901,123.13</b>

6. TRADE PAYABLES


(Amount in Rupees)

Particulars	As at March 31, 2016	As at March 31, 2015
Total outstanding dues of micro enterprises and small enterprises		
Due to micro and small enterprises*	219,846,312.72	372,111,319.59
<b>Total (a)</b>	<b>219,846,312.72</b>	<b>372,111,319.59</b>
Total outstanding dues of creditors other than micro enterprises and small enterprises		
Other trade payables		
Due to fellow subsidiary company*	721,326.85	2,512,639.49
Others#	989,517,324.77	604,468,274.62
<b>Total (b)</b>	<b>990,238,651.62</b>	<b>606,980,914.11</b>
* Panchar Realcon Private Limited		
# due to related party (Magpple Living Private Limited) of Rs. 1,13,16,936.45/- (P.Y Rs Nil)	<b>1,210,084,964.34</b>	<b>979,092,233.70</b>

\*The information as required to be disclosed under The Micro, Small and Medium Enterprises Development Act, 2006 ("the Act") has been determined to the extent such parties have been identified by the company, on the basis of information and records available.

(Amount in Rupees)

Particulars	As at March 31, 2016	As at March 31, 2015
Principal amount due to suppliers under MSMED Act, 2006	219,846,312.72	372,111,319.59
Interest accrued and due to supplier under MSMED Act, 2006 on above amount	16,922,052.00	9,815,378.00
Payment made to suppliers (other than interest) beyond appointed day during the year	238,589,934.15	193,284,772.50
Interest paid to suppliers under MSMED act, 2006	-	-
Interest due and payable on payment made to suppliers beyond appointed date during the year	6,299,091.00	9,700,360.00
Interest accrued and remaining unpaid at the end of the accounting year	35,747,345.00	22,424,677.00
Interest charged to statement of profit and loss account during the year for the purpose of disallowance under section 23 of MSMED Act, 2006	13,322,668.00	16,650,736.00



*[Handwritten signature]*

*[Handwritten signature]*


*[Handwritten signature]*






*[Handwritten signature]*

## 7. OTHER CURRENT LIABILITIES

(Amount in Rupees)

Particulars	As at March 31, 2016	As at March 31, 2015
Current maturities of long term borrowings (refer note no. 3)	15,702,723.20	3,439,376.20
Interest accrued but not due on borrowings	233,602.34	46,919.83
Bank overdraft	38,866,514.79	35,704,205.00
<b>Advances and deposits received from</b>		
- Fellow subsidiary company *	3,365,615.30	3,361,120.00
- others	215,261.00	93,509.20
<b>Other payables</b>		
-Employee related liabilities	17,230,684.00	12,657,734.00
-Statutory dues payable	12,402,060.43	12,477,024.93
-Interest on trade payable	35,747,345.00	19,435,740.00
-others	14,006,105.41	7,211,910.01
* Panoram Realcon Private Limited	<b>137,769,911.47</b>	<b>94,427,539.17</b>




Fixed Assets										
(Amount in Rupees)										
Name of Assets	Gross Block (At Cost)				Depreciation / Amortisation				Net Block	
	As at April 1, 2015	Additions	Deletion / Adjustments	As at March 31, 2016	As at April 1, 2015	For the year / Adjustments*	Deletion / Adjustments	As at March 31, 2016	As at March 31, 2016	As at March 31, 2015
Plant and Machinery	235,321,920.49	74,480,458.78	6,440,341.10	303,362,038.17	128,075,950.30	40,663,127.84	4,233,919.77	164,505,158.37	138,856,879.80	107,245,970.19
Office Equipments	3,885,284.15	1,352,481.88		5,237,766.03	2,737,483.46	1,013,503.53		3,750,986.99	1,486,779.04	1,147,800.69
Furniture & Fixture	8,396,359.20	9,227,795.92		17,624,155.12	6,140,983.42	2,511,705.78		8,652,689.20	8,971,465.92	2,255,375.78
Vehicles	1,894,369.46	17,452,838.70		19,347,208.16	1,171,130.23	2,385,445.84		3,556,576.07	15,790,632.09	723,239.23
Computer and Printers	552,434.16	574,724.50		1,127,158.66	422,531.97	315,963.98		738,495.95	388,662.71	129,902.19
<b>Total</b>	<b>250,050,367.46</b>	<b>103,088,299.78</b>	<b>6,440,341.10</b>	<b>346,698,326.14</b>	<b>138,548,079.38</b>	<b>46,889,746.97</b>	<b>4,233,919.77</b>	<b>181,203,906.58</b>	<b>165,494,419.56</b>	<b>111,502,288.08</b>
Previous year	225,795,737.89	24,589,710.44	335,080.87	250,050,367.46	96,048,876.82	42,684,290.79	185,088.23	138,548,079.38	111,502,288.08	129,746,861.07

Notes:

(Amount in Rupees)		
Particulars	Year ended March 31, 2016	Year ended March 31, 2015
Depreciation has been charged to		
-Cost of material consumed, construction and other related project cost (refer note no.17)	40,663,127.84	40,075,038.23
- Statement of Profit and Loss	6,226,619.13	2,608,585.88
- Depreciation for the year also includes adjustment to opening reserves and surplus on account of adoption of schedule II of Companies Act, 2013	-	666.68
	<b>46,889,746.97</b>	<b>42,684,290.79</b>



*Handwritten signatures and initials:*  
 - A signature over the table.  
 - A signature "Khurana" with initials "K.M." to its right.  
 - A large signature "Total" below the "Khurana" signature.  
 - A signature "TAP" below the "Total" signature.

**9. DEFERRED TAX ASSETS (NET)**

(Amount in Rupees)

Particulars	As at March 31, 2016		As at March 31, 2015	
	Non Current	Current	Non Current	Current
<b>Deferred tax assets</b>				
Difference between book and tax base of depreciation		18,097,735.00		13,306,220.42
Retirement benefits		7,713,723.00		8,179,800.00
Expenses allowed on payment basis		1,682,168.00		308,469.00
		<b>27,493,626.00</b>		<b>21,794,489.42</b>

**10. LOANS & ADVANCES**

(Amount in Rupees)

Particulars	As at March 31, 2016		As at March 31, 2015	
	Non Current	Current	Non Current	Current
(Unsecured, considered good, unless otherwise stated)				
Security deposits	1,800,000.00	-	-	-
Advance against goods, services and others #	-	157,815,677.99	-	126,287,954.78
Balance with Government and Statutory authorities	-	107,025,343.05	-	96,469,267.83
Direct taxes refundable (net of provisions)	151,339,456.00	-	113,099,680.00	-
Prepaid expenses	4,242.18	6,349,574.86	947.74	4,581,943.78
# Including Rs.11,802,496/- (Nil) of Magppie Living Private Limited	<b>153,143,698.18</b>	<b>271,190,595.90</b>	<b>113,100,627.74</b>	<b>227,339,166.39</b>

**11. OTHER ASSETS**

(Amount in Rupees)

Particulars	As at March 31, 2016		As at March 31, 2015	
	Non current	Current	Non current	Current
Non Current bank balances (refer note no. 14)	827,829.00	-	-	-
Interest accrued on deposits & others	-	-	-	2,518.41
	<b>827,829.00</b>	<b>-</b>	<b>-</b>	<b>2,518.41</b>

**12. INVENTORIES**

(Amount in Rupees)

Particulars	As at March 31, 2016		As at March 31, 2015	
	Non Current	Current	Non Current	Current
Building material and consumables		451,655,350.10		551,012,717.51
Construction work in progress		427,712,734.04		218,530,102.21
		<b>879,368,084.14</b>		<b>769,542,819.72</b>

**13. TRADE RECEIVABLES**


(Amount in Rupees)

Particulars	As at March 31, 2016		As at March 31, 2015	
	Non Current	Current	Non Current	Current
(Unsecured, considered good, unless otherwise stated)				
- Debts outstanding for a period exceeding six months from the date they are due for payment		-		-
- Others		467,546,063.52		571,672,999.21
		<b>467,546,063.52</b>		<b>571,672,999.21</b>

**14. CASH & BANK BALANCES**

(Amount in Rupees)

Particulars	As at March 31, 2016		As at March 31, 2015	
	Non current	Current	Non current	Current
<b>Cash and cash equivalents</b>				
Balances with banks in current accounts	-	52,238,171.83	-	43,260,381.88
Cash on hand	-	26,062,115.00	-	60,145,391.74
		<b>78,300,286.83</b>		<b>103,405,773.62</b>
<b>Other Bank Balances</b>				
Held as margin money	827,829.00	-	-	766,769.00
	<b>827,829.00</b>	<b>-</b>	<b>-</b>	<b>766,769.00</b>
Less: Amount disclosed under the head "Other non current assets" (refer note no.11)	827,829.00	-	-	-
	<b>-</b>	<b>78,300,286.83</b>	<b>-</b>	<b>104,172,542.62</b>



*[Handwritten signature]*

*[Handwritten signature]*

*[Handwritten signature]*

*[Handwritten signature]*

**15. REVENUE FROM OPERATIONS**

(Amount in Rupees)

Particulars	Year ended March 31, 2016	Year ended March 31, 2015
Income from construction contracts	4,722,641,310.00	3,784,505,437.41
Income from trading goods	9,567,833.85	1,052,767.24
Other operating income	39,193,999.31	32,047,307.82
	<b>4,771,403,143.16</b>	<b>3,817,605,512.47</b>

**16. OTHER INCOME**

(Amount in Rupees)

Particulars	Year ended March 31, 2016	Year ended March 31, 2015
Interest income		
-on bank deposits	65,351.59	64,459.41
-others	-	4,962,610.00
Liability no longer required written back(net)	4,635,233.95	8,890,729.46
Miscellaneous Income	1,319,235.48	1,712,544.79
	<b>6,019,821.02</b>	<b>15,630,343.66</b>

**17. COST OF MATERIAL CONSUMED, CONSTRUCTION & OTHER RELATED PROJECT COST**

(Amount in Rupees)

Particulars	Year ended March 31, 2016	Year ended March 31, 2015
<b>Inventory at the beginning of the year</b>		
Building materials and consumables	551,012,717.51	524,343,343.82
	<b>551,012,717.51</b>	<b>524,343,343.82</b>
<b>Add: Incurred during the year</b>		
Building materials purchases	2,796,723,729.46	2,268,442,704.35
Construction cost	1,412,851,621.80	1,007,780,968.05
Rates and taxes	168,416,802.00	70,192,089.00
Depreciation	40,663,127.84	40,075,038.23
Power, fuel & other electrical costs	71,955,486.94	93,463,266.28
Repairs and maintenance-P&M	4,324,189.57	3,196,906.34
Employee cost	159,203,389.14	126,830,271.37
Administrative expenses	26,411,509.40	21,379,335.63
Finance cost	54,716,865.84	42,342,266.04
	<b>4,735,266,721.99</b>	<b>3,673,702,845.29</b>
<b>Less: Inventory at the close of the year</b>		
Building materials and consumables	451,655,350.10	551,012,717.51
	<b>451,655,350.10</b>	<b>551,012,717.51</b>
<b>Cost of material consumed construction &amp; other related project cost.</b>	<b>4,834,624,089.40</b>	<b>3,647,033,471.60</b>

**18. CHANGES IN INVENTORIES OF CONSTRUCTION WORK IN PROGRESS**


(Amount in Rupees)

Particulars	Year ended March 31, 2016	Year ended March 31, 2015
<b>Inventory at the beginning of the year</b>		
Construction work in progress	218,530,102.21	253,087,135.52
	<b>218,530,102.21</b>	<b>253,087,135.52</b>
<b>Inventory at the close of the year</b>		
Construction work in progress	427,712,734.04	218,530,102.21
	<b>427,712,734.04</b>	<b>218,530,102.21</b>
<b>Changes in inventories of construction work in progress</b>	<b>(209,182,631.83)</b>	<b>34,557,033.31</b>

**19. EMPLOYEE BENEFIT EXPENSES**

(Amount in Rupees)

Particulars	Year ended March 31, 2016	Year ended March 31, 2015
Salaries, wages, allowances and bonus	149,536,110.00	128,946,651.00
Contribution to provident and other funds	7,474,348.00	4,326,181.00
Staff welfare expenses	10,374,224.14	8,342,405.37
	<b>167,384,682.14</b>	<b>141,615,237.37</b>
Less: Allocated to projects	159,203,389.14	126,830,271.37
	<b>8,181,293.00</b>	<b>14,784,966.00</b>



*[Handwritten signature]*

*[Handwritten signature]*

*[Handwritten signature]*

*[Handwritten signature]*



**20. FINANCE COSTS**

(Amount in Rupees)

Particulars	Year ended March 31, 2016	Year ended March 31, 2015
Interest paid-		
- term loan from holding company	91,646,956.00	99,527,015.00
- equipment loans	2,864,541.31	736,309.69
- Other	66,779,830.70	53,837,341.70
Other borrowing cost	1,896,694.00	2,239,023.86
Bank charges	1,509,949.85	1,121,769.04
	<b>164,697,971.86</b>	<b>157,461,459.29</b>
Less: Allocated to projects	54,716,865.84	42,342,266.04
	<b>109,981,106.02</b>	<b>115,119,193.25</b>

**21. OTHER EXPENSES**

(Amount in Rupees)

Particulars	Year ended March 31, 2016	Year ended March 31, 2015
<b>Administrative expenses</b>		
Rent	3,013,834.00	2,191,314.00
Rates and taxes	2,033,202.00	2,953,981.00
Insurance	44,706.03	(155,599.67)
Repairs and Maintenance-building	800.00	21,060.00
Repairs and Maintenance-others	5,050,100.56	4,494,860.65
Water and Electricity charges	260,174.00	13,471.00
Vehicle running and maintenance	2,841,142.00	2,418,774.80
Travelling and conveyance	2,390,961.00	1,856,874.00
Legal and professional charges	5,144,615.06	609,328.00
Printing and stationery	2,064,351.18	1,704,759.03
Postage telephone & courier	1,916,392.00	2,681,796.00
Auditor's remuneration	51,100.00	50,000.00
Loss on sale/discard of fixed assets	724,554.53	149,992.64
Bad Debts & advances written off	-	57,819.43
Miscellaneous expenses	7,507,305.26	4,553,880.46
	<b>33,043,237.62</b>	<b>23,602,311.34</b>
Less: Allocated to projects	26,411,509.40	21,379,335.63
<b>Total</b>	<b>6,631,728.22</b>	<b>2,222,975.71</b>

22. Determination of revenues under 'Percentage of completion method' necessarily involves making estimates by management for percentage of completion and cost of completion. These estimates being of a technical nature have been relied upon by the auditors.

23. Balances of trade receivables, trade payables, current/non-current advances given/received are subject to reconciliation and confirmation from respective parties. The balance of said trade receivables, trade payables, current/non-current advances given/received are taken as shown by the books of accounts. The ultimate outcome of such reconciliation and confirmation cannot presently be determined; therefore no provision for any liability that may be result out of such reconciliation and confirmation has been made in the financial statement, the financial impact of which is unascertainable due to the reason as above stated.

24. Inventories, loans and advances, trade receivables and other current/non-current assets are in the opinion of the management do not have a value on realization in the ordinary course of business, less than the amount at which they are stated in the balance sheet.

**25. Segment Reporting**

**A) Business segments**

Based on the similarity of activities/products, risk reward structure, organization structure and internal reporting system, the company has structured its operations in to the following segments:

i) Construction

Construction of property on behalf of clients.

ii) Trading

Trading of construction material.

Segment reporting has not been given as the segment namely trading activity does not qualify the threshold limit as per AS-17-Accounting standard for Segment Reporting.

**B. Geographic segment**

Operation of the company do not qualify for reporting as geographic segments, under the criteria set out under Accounting Standard 17 on 'Segment Reporting' issued by the The Institute of Chartered Accountants of India.

**26. Contingent Liabilities & Commitments**


(Amount in Rupees)

Particulars	As at March 31, 2016	As at March 31, 2015
Bank Guarantees	500,000.00	500,000.00
Bank Guarantees given by the Holding Company namely Omaxe Limited on behalf of the Company	10,250,000.00	10,250,000.00
Disputed sales tax amount	17,790,984.00	-

**27. Earning and Expenditure in Foreign currency**

(Amount in Rupees)

Particulars	Year ended March 31, 2016	Year ended March 31, 2015
Earning in foreign currency	NII	NII
Expenditure in foreign currency	NII	NII



Handwritten signatures and initials: RMP, Goyal, Khurana.

28. Auditor's Remuneration

(Amount in Rupees)

Particulars	Year ended March 31, 2016	Year ended March 31, 2015
Audit Fees	50,000.00	50,000.00
Certification Fees	1,100.00	-

29. Earnings per share

(Amount in Rupees)

Particulars	Year ended March 31, 2016	Year ended March 31, 2015
Profit after tax	9,622,536.80	6,328,198.38
Numerator used for calculating basic and diluted earnings per share	9,622,536.80	6,328,198.38
Equity shares outstanding as at the year end	5,000,000	5,000,000
Weighted average number of shares used as denominator for calculating basic & diluted earnings per share.	5,000,000	2,531,781
Nominal value per share	10/-	10/-
Basic & diluted earning per share	1.92	2.50

30. Disclosure in accordance with Accounting Standard -7 (Revised), in respect of contracts entered into on or after April 1, 2003:-

(Amount in Rupees)

Particulars	Year ended March 31, 2016	Year ended March 31, 2015
Contract revenue recognized as revenue for the year ended March 31, 2016	4,722,641,310.00	3,784,505,437.41
Aggregate amount of contract costs incurred and recognized profits (less recognized losses) up to March 31, 2016 for all the contracts in progress	22,759,237,673.87	17,827,413,731.83
The amount of customer advances outstanding for contracts in progress as at March 31, 2016	3,365,615.30	3,361,120.00
The amount of retentions due from customers for contracts in progress as at March 31, 2016	54,842,329.00	40,741,137.00
Gross amount due from customers including work in progress for contracts in progress as at March 31, 2016	839,819,567.43	749,388,468.13
Gross amount due to customers for contracts in progress as at March 31, 2016	-	-

31. Employee Benefit

A. Gratuity

The company does not maintain any fund for paying gratuity liability.

i) Amount recognized in statement of Profit & Loss is as under:

(Amount in Rupees)

Description	Year ended March 31, 2016	Year ended March 31, 2015
Current service cost	2,577,924.00	2,416,448.00
Interest cost	1,076,404.00	774,849.00
Net actuarial (gain)/loss recognized during the year	(2,365,347.00)	1,327,237.00
<b>Total</b>	<b>1,288,981.00</b>	<b>4,518,534.00</b>

ii) Movement in the liability recognized in Balance Sheet is as under:

(Amount in Rupees)

Description	Year ended March 31, 2016	Year ended March 31, 2015
Present value of obligation at the beginning of the year	12,878,956.00	8,360,422.00
Current service cost	2,577,924.00	2,416,448.00
Interest cost	1,076,404.00	774,849.00
Actuarial (gain) / loss on obligation	(2,365,347.00)	1,327,237.00
Present value of obligation as at the end of year	<b>14,167,937.00</b>	<b>12,878,956.00</b>

iii) Net assets / liability recognized in Balance Sheet as at March 31, 2016

(Amount in Rupees)

Description	As at March 31, 2016	As at March 31, 2015
Present value of obligation as the end of the year	14,167,937.00	12,878,956.00
Fair value of plan assets at the end of the year	-	-
(Assets)/Liabilities recognized in the Balance Sheet	<b>14,167,937.00</b>	<b>12,878,956.00</b>

iv) Bifurcation of PBO at the end of year as per revised schedule VI to the Companies Act.

(Amount in Rupees)

Description	As at March 31, 2016	As at March 31, 2015
Current liability	378,064.00	310,406.00
Non- Current liability	13,789,873.00	12,568,550.00
<b>Total PBO at the end of the year</b>	<b>14,167,937.00</b>	<b>12,878,956.00</b>

v) For determination of gratuity liability of the Company the following actuarial assumption were used.

Description	Year ended March 31, 2016	Year ended March 31, 2015
Discount rate	8.00%	8.00%
Future salary increase	6.00%	6.00%
Method used	Projected unit credit actuarial method	Projected unit credit actuarial method



Atotal Am-

[Handwritten signature]

[Handwritten signature]

**B. Leave Encashment**

Provision for leave encashment in respect of unavailed leaves standing to the credit of employees is made on actuarial basis. The Company does not maintain any fund to pay for leave encashment.

**i) Amount recognized in statement of Profit & Loss is as under:-**

Description	(Amount in Rupees)	
	Year ended March 31, 2016	Year ended March 31, 2015
Current service cost	2,264,670.00	2,677,570.00
Interest cost	868,176.00	811,038.00
Net actuarial (gain)/loss recognized during the year	(2,901,885.00)	1,667,293.00
Recognised in statement of Profit & Loss	<b>230,961.00</b>	<b>5,155,901.00</b>

**ii) Amount recognized in the Balance Sheet as at March 31, 2016**

Description	(Amount in Rupees)	
	Year ended March 31, 2016	Year ended March 31, 2015
Present value of obligation as the end of the year	9,164,599.00	9,427,520.00
Fair value of plan assets at the end of the year	-	-
(Assets)/Liabilities recognized in the Balance Sheet	<b>9,164,599.00</b>	<b>9,427,520.00</b>

**iii) Movement in the liability recognized in Balance Sheet is as under:**

Description	(Amount in Rupees)	
	Year ended March 31, 2016	Year ended March 31, 2015
Present value of obligation at the beginning of the year	11,861,086.00	9,427,520.00
Interest cost	868,176.00	811,038.00
Current service cost	2,264,670.00	2,677,570.00
Benefits paid	(2,927,488.00)	(2,722,335.00)
Actuarial (gain)/loss on obligation	(2,901,885.00)	1,667,293.00
Present value of obligation at the end of the year	<b>9,164,599.00</b>	<b>11,861,086.00</b>

**iv) Bifurcation of PBO at the end of year as per revised schedule VI to the Companies Act.**

Description	(Amount in Rupees)	
	As at March 31, 2016	As at March 31, 2015
Current liability	262,266.00	348,276.00
Non- Current liability	8,902,293.00	11,512,810.00
<b>Total PBO at the end of the year</b>	<b>9,164,599.00</b>	<b>11,861,086.00</b>

For determination of liability in respect of leave encashment, the Company has used the following actuarial assumption.

Description	Year ended	
	March 31, 2016	March 31, 2015
Discount rate	8.00%	8.00%
Future salary increase	6.00%	6.00%
Actuarial method used	Projected unit credit actuarial method	Projected unit credit actuarial method

**C. Provident Fund**

The Company makes contribution to statutory provident fund in accordance with Employees Provident Fund and Misc. Provision Act, 1952. This is post employment benefit and is in the nature of defined contribution plan.

**32. Related parties disclosures****A. Name of related parties:-****(i) Ultimate Holding Company**

1. Guild Builders Private Limited

**(ii) Holding Company**

1. Omaxe Limited

**(iii) Fellow Subsidiary companies/Subsidiary company of fellow subsidiary company**

1. Omaxe Buildhome Limited
2. Omaxe Buildwell Limited
3. Pancham Realcon Private Limited
4. Omaxe Infrastructure Limited
5. Bhanu Infrabuild Private Limited
6. S.N. Realtors Private Limited
7. Omaxe Housing and Developers Limited
8. Garv Buildtech Private Limited
9. Omaxe Chandigarh Extension and Developers Private Limited
10. Robust Buildwell Private Limited
11. Atulah Contractors and Constructions Private Limited
12. Oasis Township Private Limited
13. Omaxe Forest Spa and Hills Developers Limited
14. Omaxe India Trade Centre Private Limited

**(iv) Entities over which key managerial personnel and / or their relatives exercise significant influence**

1. Buildwell Builders Private Limited
2. Magpple Living Private Limited
3. Supplified Technologies Private Limited



Handwritten signatures and initials are present at the bottom of the page, including a large signature that appears to be 'Anil' and another signature that appears to be 'Rajesh'.

**B Summary of transactions with related parties are as under:**

(Amount in Rupees)

S.No	Nature of Transaction	Holding Company (Omaxe Limited)	Fellow Subsidiary/ Subsidiary company of fellow subsidiary company (Note: A)	Entities over which key managerial personnel and / or their relatives exercise significant influence (Note: B)	TOTAL
<b>A</b>	<b>Transactions made during the year</b>				
1	Income from Construction contracts	2,391,726,466.00 (2,191,760,693.41)	2,327,027,056.00 (1,593,483,143.00)	NII (NII)	4,718,753,522.00 (3,785,243,836.41)
2	Other income	NII (NII)	232,409.00 (NII)	NII (NII)	232,409.00 (NII)
3	Income from trading goods	NII (NII)	105,020.30 (1,052,767.24)	NII (NII)	105,020.30 (1,052,767.24)
4	Sale of fixed assets	NII (NII)	30,196.01 (NII)	NII (NII)	30,196.01 (NII)
5	Building material purchased	43,102,966.23 (106,127,297.97)	3,196,171.33 (5,055,658.63)	81,010,683.45 (NII)	127,309,821.01 (111,182,956.60)
6	Purchase of fixed assets	438,189.54 (895,963.33)	1,337,086.00 (666,952.43)	NII (NII)	1,775,275.54 (1,562,915.76)
7	Professional expenses	NII (NII)	NII (NII)	4,800,000.00 (NII)	4,800,000.00 (NII)
8	Lease rent paid	NII (NII)	NII (NII)	NII (36,000.00)	NII (36,000.00)
9	Interest cost	91,646,956.00 (99,527,015.00)	NII (NII)	NII (NII)	91,646,956.00 (99,527,015.00)
10	Loan received(net)	-177108324.00 (1,173,519,947.00)	NII (NII)	NII (NII)	-177,108,324.00 (1,173,519,947.00)
<b>B</b>	<b>Closing Balances as at March 31, 2016</b>				
1	Loan outstanding	497,792,799.13 (674,901,123.13)	NII (NII)	NII (NII)	497,792,799.13 (674,901,123.13)
2	Trade payable/ advances and deposits received	NII (NII)	4,086,942.15 (5,927,144.49)	11,316,936.45 (NII)	15,403,878.60 (5,927,144.49)
3	Loans and advances receivables	NII (NII)	NII (NII)	11,802,496.00 (NII)	11,802,496.00 (NII)
4	Trade receivable	325,378,169.36 (319,868,177.80)	141,623,626.03 (251,731,325.12)	NII (NII)	467,001,795.39 (571,599,502.92)
5	Bank guarantees	10,250,000.00 (10,250,000.00)	NII (NII)	NII (NII)	10,250,000.00 (10,250,000.00)

Figures in bracket represents those of previous year



*[Handwritten signature]*

*[Handwritten signature]*

*[Handwritten signature]*

*[Handwritten signature]*

*[Handwritten signature]*

Particulars of transactions in excess of 10% of the total related party transactions and their balance at year end:


(Amount in Rupees)

S.No.	Name of the Related Party	Fellow subsidiary companies/subsidiary company of fellow subsidiary company		Entities over which key managerial personnel and / or their relatives exercise significant influence	
		Year ended March 31, 2016	Year ended March 31, 2015	Year ended March 31, 2016	Year ended March 31, 2015
<b>A. Transactions made during the year</b>					
<b>1</b>	<b>Income from construction contracts</b>				
	Omaxe Buildhome Limited	356,840,373.00	490,769,454.00		
	Omaxe Chandigarh Extension and Developers Private Limited	849,491,147.00	650,924,812.00		
	Omaxe Forest Spa and Hills Developers Limited	799,763,515.00			
<b>2</b>	<b>Other income</b>				
	Omaxe Chandigarh Extension and Developers Private Limited	232,409.00			
<b>3</b>	<b>Income from trading sales</b>				
	Atulah Contractors and Constructions Private Limited	105,020.30	1,052,767.24		
<b>4</b>	<b>Sale of fixed assets</b>				
	Atulah Contractors and Constructions Private Limited	30,196.01			
<b>5</b>	<b>Building material purchase</b>				
	Pancham Realcon Private Limited	2,270,318.19	2,834,148.02		
	Atulah Contractors and Constructions Private Limited	925,853.14	2,215,036.42		
	Magppie Living Private Limited			81,010,683.45	
<b>6</b>	<b>Purchase of fixed assets</b>				
	Atulah Contractors and Constructions Private Limited	1,286,700.00	440,153.00		
<b>7</b>	<b>Professional expenses</b>				
	Supplified Technologies Private Limited			4,800,000.00	
<b>B. Closing Balance as at March 31, 2016</b>					
<b>1</b>	<b>Trade payable/ advances and deposits received</b>				
	Pancham Realcon Private Limited	4,086,942.15	3,360,093.00		
	Magppie Living Private Limited			11,316,936.45	
<b>2</b>	<b>Loans and advances receivables</b>				
	Magppie Living Private Limited			11,802,496.00	
<b>3</b>	<b>Trade receivable</b>				
	Bhanu Infrabuild Private Limited	25,826,598.43			
	Omaxe Buildhome Limited	30,956,871.82	75,525,837.61		
	Omaxe Forest Spa and Hills Developers Limited	58,370,334.00	67,420,775.00		

33. The Company has regrouped/reclassified previous year figures where necessary to confirm with current year's classification.

The note no. 1-33 referred to above form an integral part of financial statement.

For and on behalf of  
Doogar & Associates  
Chartered Accountants  
Regn. No. 00561



Vikas Mehta  
(Partner)  
M.No. 505608

For and on behalf of the Board of Directors

*Vinit Goyal*

Vinit Goyal  
(Director)  
DIN: 0357502

*Raj Kumar Sharma*

Raj Kumar Sharma  
(Chief Finance Officer)

*Pardeep Kumar Singhal*

Pardeep Kumar Singhal  
(Director)  
DIN: 00117535

*Hindu Bala*

Hindu Bala  
(Chief Executive Officer)

*Arun Kumar*

Arun Kumar  
(Company Secretary)

Place : New Delhi  
Date : 23 MAY 2016